


DIAGNOSTIC HYSTEROSCOPY IN 3 mm



Adaptable to optics:
0° / 12° / 30°




Up to 7 FR
working channel

3 mm

7 FR CHANNEL


Distributed by:





ADVANTAGES

- ✓ TOTAL STERILITY IN OPTICS
- ✓ 3 mm IN DIAMETER FOR DIAGNOSTIC AND OPERATIVE PROCEDURES
- ✓ MULTIPLE PROCEDURES WITH A SINGLE OPTICAL DEVICE
- ✓ IT INCLUDES PROTECTIVE CAMERA CASE



GFRGYN300

Gynko® sheath with 7 FR working channel for 2.9 mm l=300 mm rigid optics, 0° with Storz connection.

GFRGYN330

Gynko® sheath with 7 FR working channel for 2.9 mm l=300 mm rigid optics, 12°/30° with Storz connection.

GFRGYN430

Gynko® sheath with 7 FR working channel for 4 mm l=300 mm rigid optics, 12°/30° with Storz connection.

